

**Virtual Field
Trip:
transatlantic
slave trade**

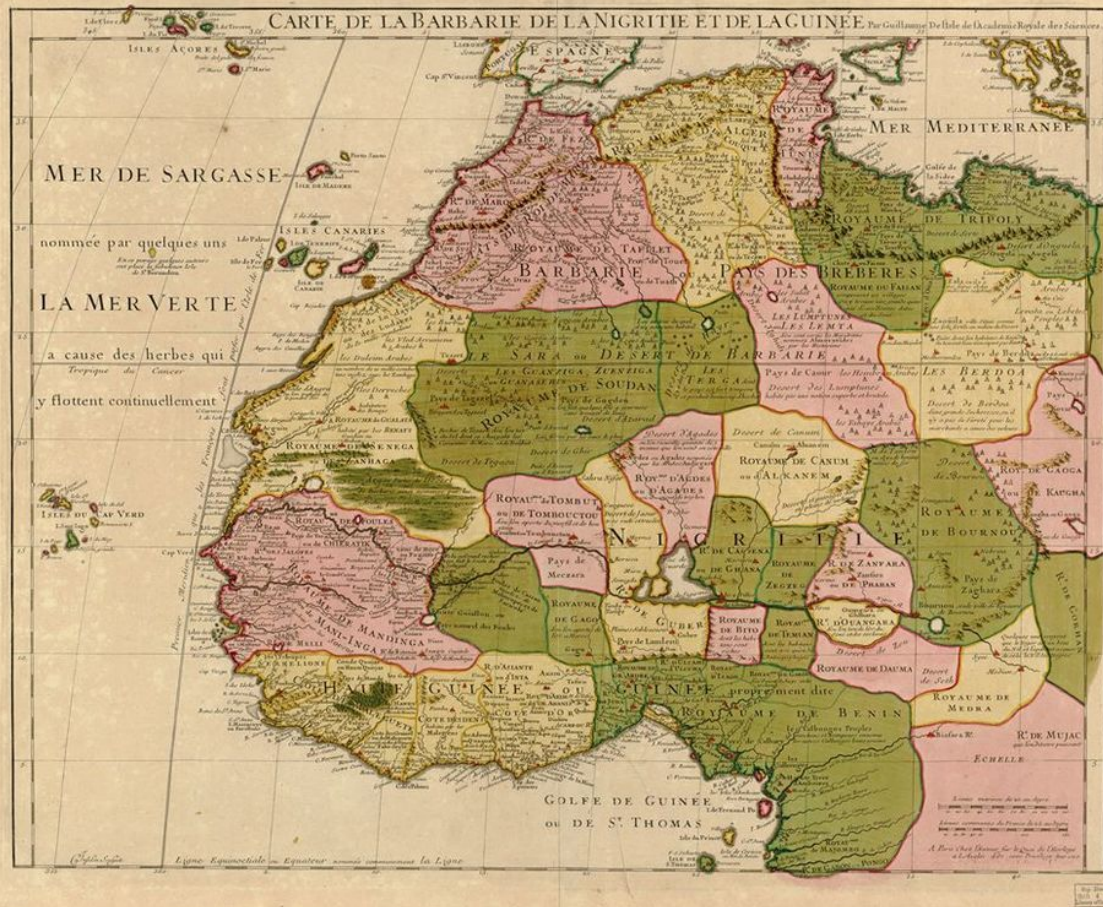
Part I: West Africa

Three Main Empires

Ghana

Mali

Songhai



“ Today, the land I am talking of is the Gambia but yesterday it was not the Gambia. They used to say the ruler of Wuli, the ruler of Niani, . . . Each ruler had his area. They knew about each other but they governed independently. ”

AL HAJI BAKOYO SUSO



setting the stage: traditional
Ghanain music

<https://www.youtube.com/watch?v=opOf8eJok7s>



Kakatsitsi Master Drummers from Ghana

https://www.youtube.com/watch?v=tM3Zghetsag&ab_channel=RichEstlick









KUMASI THE CAPITAL OF ASHANTI

[Page 216.]







<https://foodandnutrition.org/from-the-magazine/my-global-table-e-ghana/>







**Kente
cloth**





what are some words you have in mind after seeing some examples of West African culture?




“

There is complete security in their country. Neither traveller or inhabitant has anything to fear from robbers or men or violence.”-

Famous traveller Ibn Battuta on Mali

Part II: Slave Trade



slavery was common amongst African tribes



West Africans traded in East Africa (Egypt, Mali, Libya)




who is enslaved? Who is the overseer?



“

Negroes have little that is (essentially) human and possess attributes that are quite similar to those of dumb animals. The same applies to the Slavs”.

Ibn Khaldun, Arab philosopher



Europeans used the existing African slave trade to their advantage. They would often pit tribes against each other. Africans would sell people from other tribes to Europeans.



a slave fort where enslaved peoples were held before the transatlantic crossing



Elmina Castle



cape coast castle




cape coast castle

**DOOR OF NO
RETURN**

“ DOOR OF NO RETURN ”

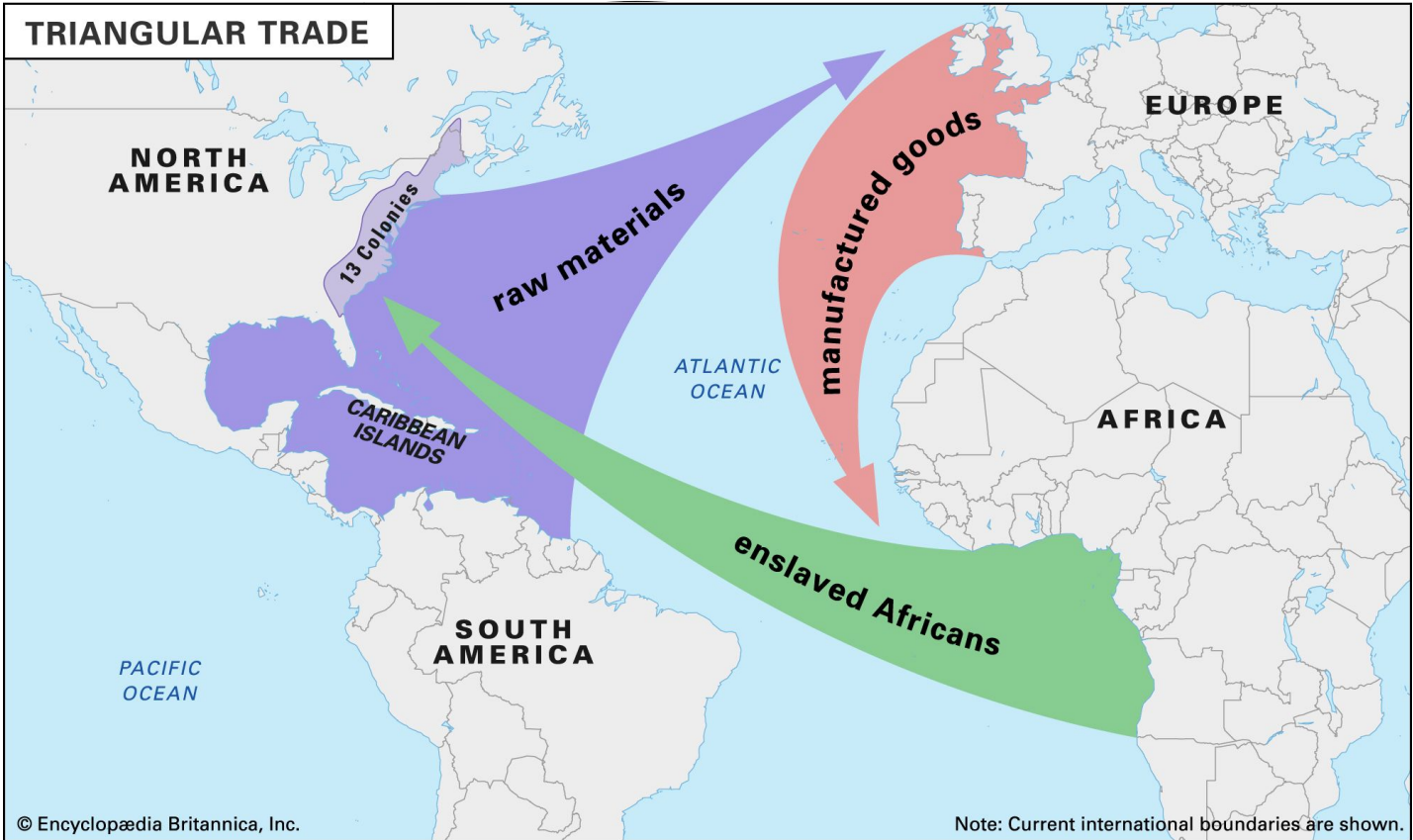




**Part III:
Transatlantic
Crossing**



*Model miniature
of a slave ship
from the
Liverpool
Museum*



The Atlantic slave trade was part of a profitable network of commerce across the Atlantic Ocean. Goods and enslaved people were traded between Europe, Africa, and the Americas. This network is often called the triangular trade because it had three basic stages that roughly form the shape of a triangle when viewed on a map.

What are raw materials & manufactured goods?

Raw Materials:

Manufactured Goods:

what are raw materials & manufactured goods?

Raw Materials:

Sugar

Tobacco

Coffee

Lumber

Cotton

Some precious metals
(gold & silver)

Manufactured goods:

Run

Fabric

Clothing

Furniture

Building materials

Pipe tobacco

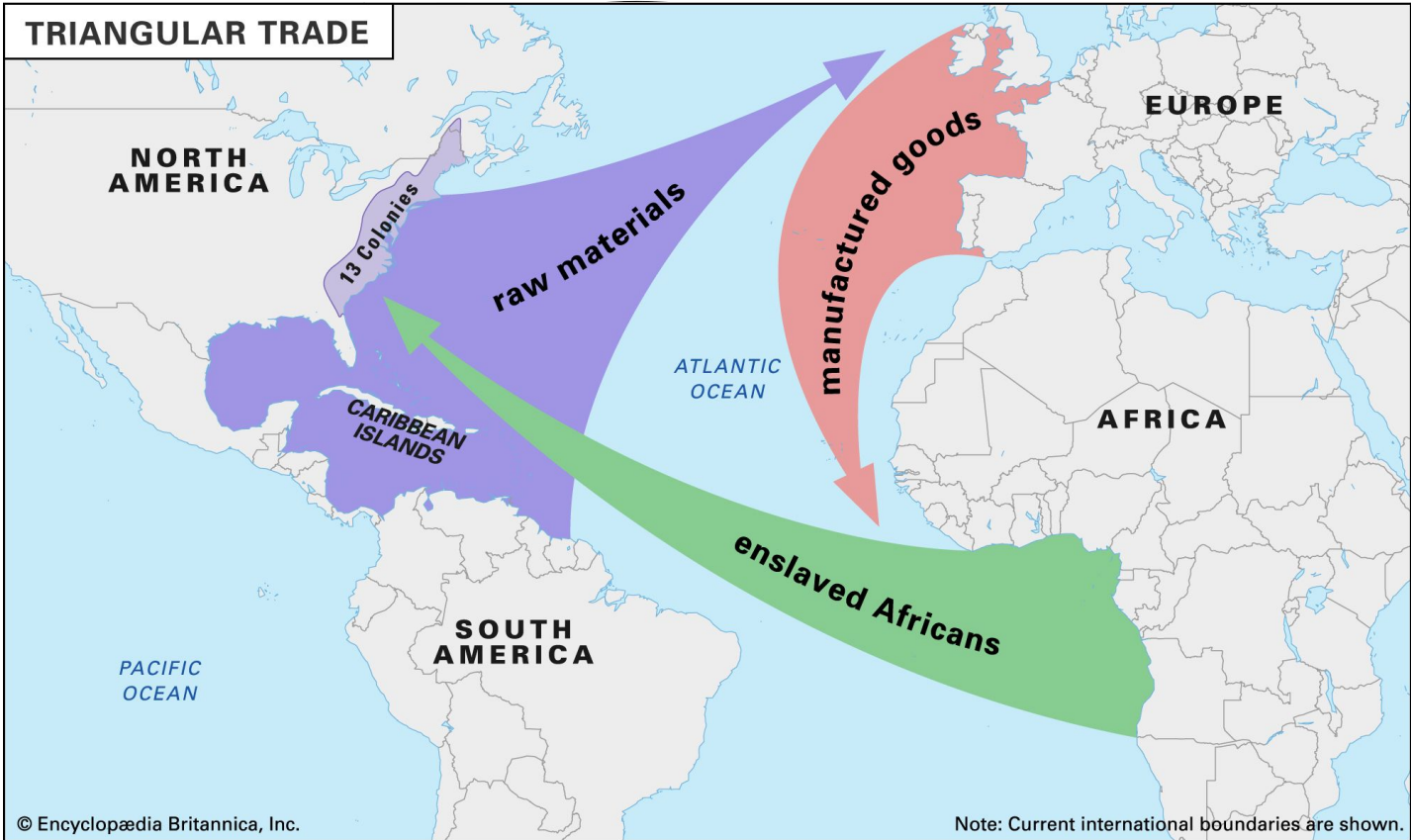
Jewellery

*“ I admit I am sickened at
the purchase of slaves . . .
but I must be mum, for
how could we do without
sugar or rum? ”*

WILLIAM COWPER, FROM HIS ABOLITIONIST POEM “PITY FOR POOR AFRICANS”, 1788

*... tho' to traffick in
human creatures, may at
first sight appear
barbarous... the
advantage of it... far
outweigh[s] all...
inconveniencies.*

WILLIAM SNELGRAVE, 1734



The Atlantic slave trade was part of a profitable network of commerce across the Atlantic Ocean. Goods and enslaved people were traded between Europe, Africa, and the Americas. This network is often called the triangular trade because it had three basic stages that roughly form the shape of a triangle when viewed on a map.

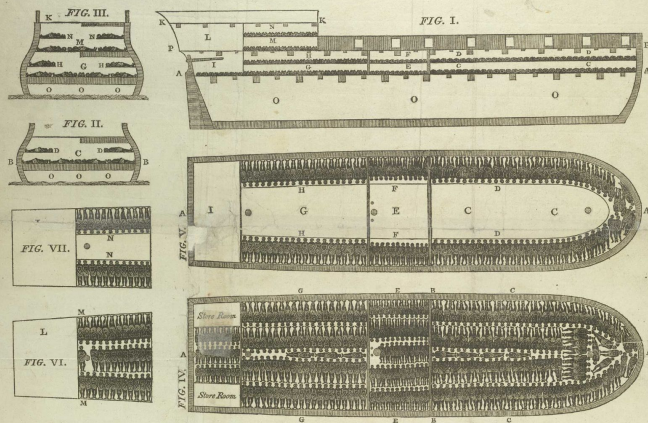
“

<https://www.liverpoolmuseums.org.uk/history-of-slavery/middle-passage>

“

"Died a girl slave, No. 13. The slaves attempted an insurrection, lost a man of Capt Monypenny's purchase, who jumped over board and was drown'd. Employed securing the men in chains and gave the women concerned 24 lashes each."

DESCRIPTION OF A SLAVE SHIP.



The Plan of the lower Deck, generally, is here delineated. The lower Deck is the one immediately above the hold, and is the one in which the slaves are kept. It is divided into several compartments, and is the one in which the slaves are kept. The plan shows the arrangement of the lower deck, and the various compartments, and the manner in which the slaves are kept. The plan is divided into several compartments, and the manner in which the slaves are kept. The plan shows the arrangement of the lower deck, and the various compartments, and the manner in which the slaves are kept.

With the intention of giving the most correct and full description of the interior of a slave ship, it is necessary to describe the various compartments, and the manner in which the slaves are kept. The plan shows the arrangement of the lower deck, and the various compartments, and the manner in which the slaves are kept.


The plan shows the arrangement of the lower deck, and the various compartments, and the manner in which the slaves are kept. The plan is divided into several compartments, and the manner in which the slaves are kept. The plan shows the arrangement of the lower deck, and the various compartments, and the manner in which the slaves are kept.

“The principal difference is the men. It must be observed, that the men, from only whom insurrections are to be feared, are kept continually in irons, and must be towed in the room allotted for them, which is of a more secure construction than the rest.”

Space allotted per man: 1 foot 4 inches
(stand in a 1 foot 4 inch space)

<https://www.bl.uk/learning/timeline/large106661.html>





“

*“It may be expected, from packing a number of our fellow-creatures, used in their own country to a life of ease, and from the anguish of mind their situation should necessarily create, that many of them fall sick and die.” –
Diagram of a slave ship, antislavery tool, 1787*

“

It may be expected, from packing a number of our fellow-creatures, used in their own country to a life of ease, and from the anguish of mind their situation should necessarily create, that many of them fall sick and die. –

Diagram of a slave ship, antislavery tool, 1787

even in antislavery
propaganda, racism
persists.


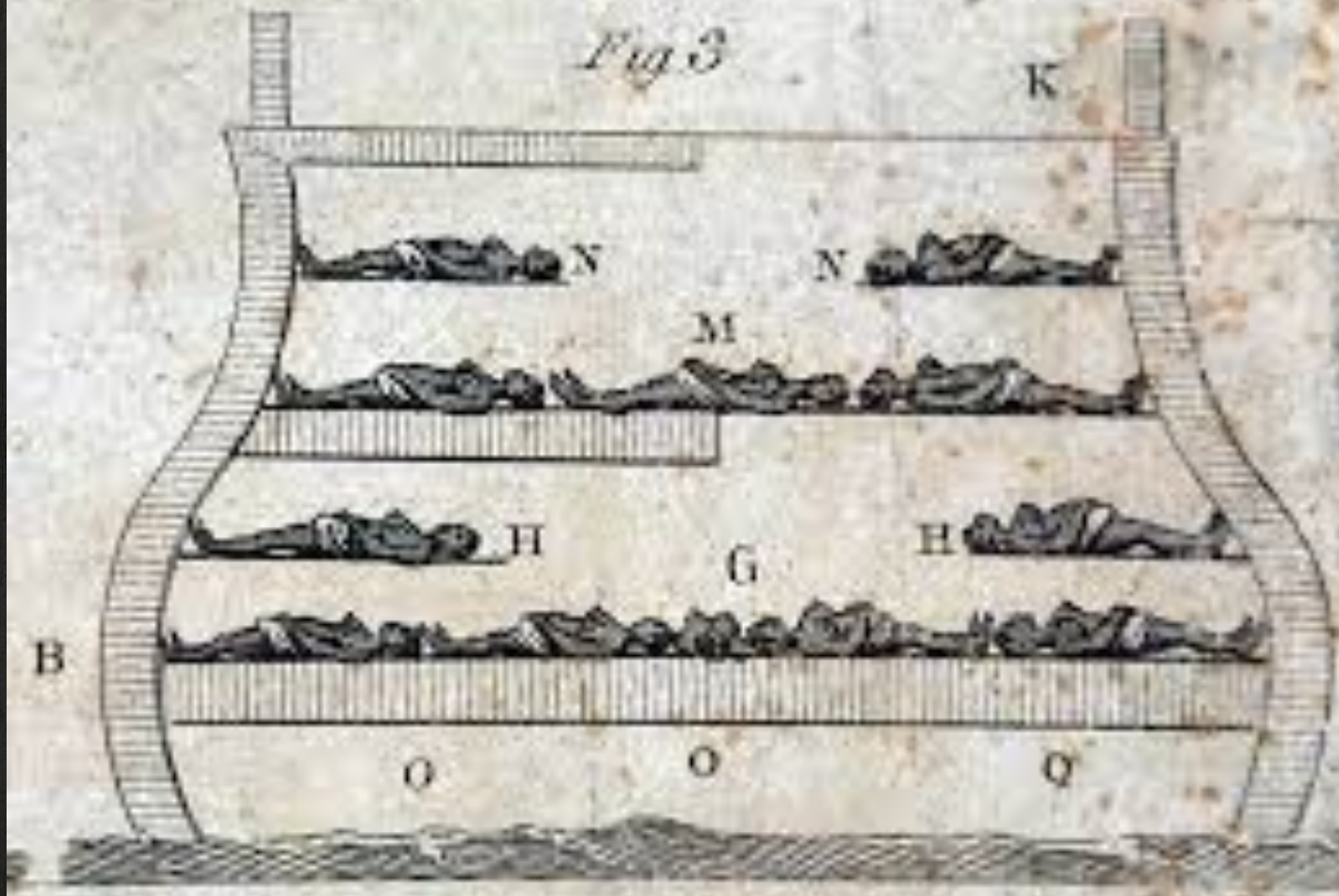
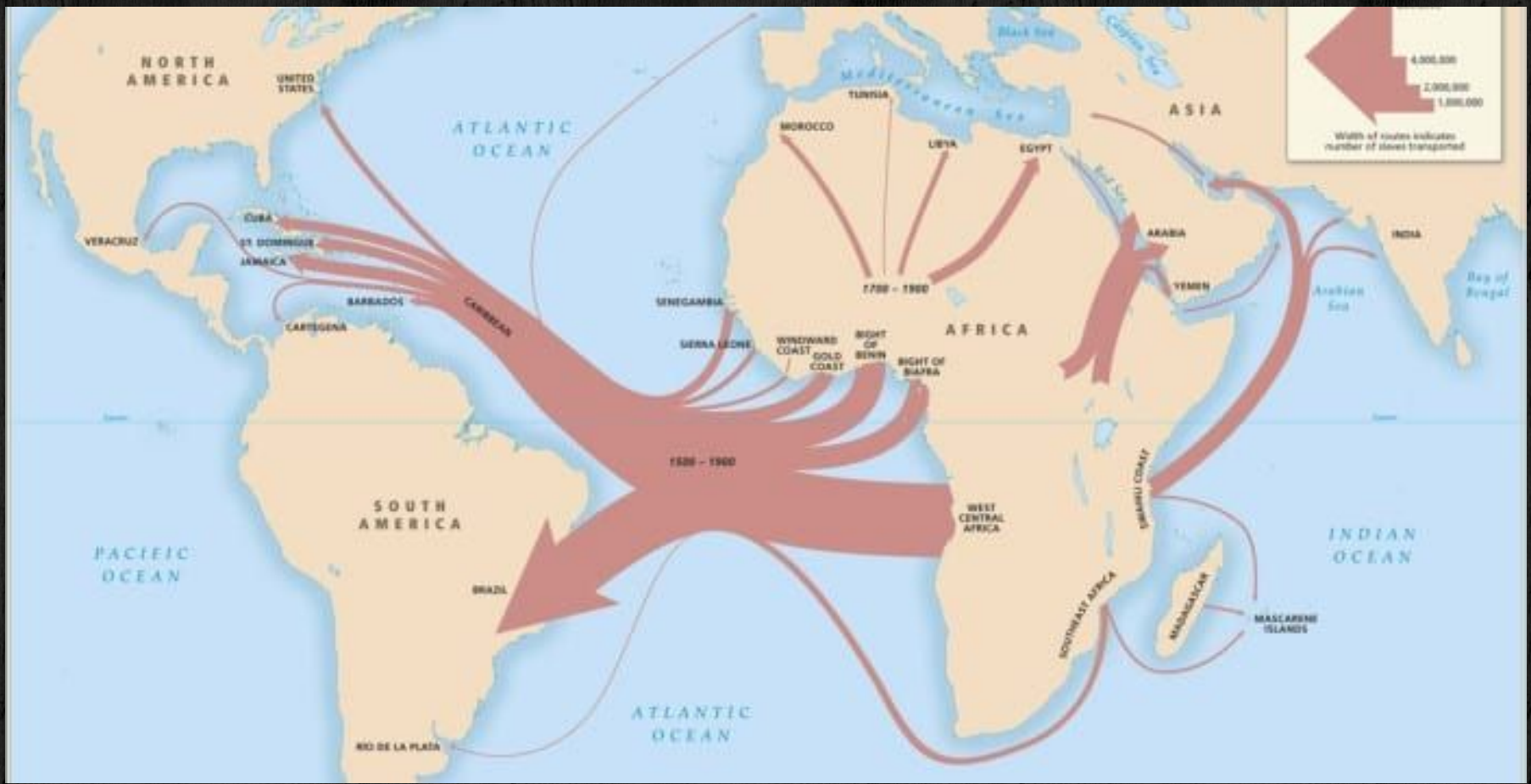


Fig 3





Where did most enslaved Africans go?

now,

**We take a virtual field trip to the Smithsonian
African American Museum of History and Culture**

<https://www.searchablemuseum.com/elevator>

writing/ perspective taking

*Imagine you are kidnapped in West Africa and shipped to the Americas.
Describe your journey.*

Presentation design

This presentations uses the following typographies:

- ◆ Titles: **Playfair Display**
- ◆ Body copy: **Droid Sans**

Download for free at:

<https://www.fontsquirrel.com/fonts/playfair-display>

<https://www.fontsquirrel.com/fonts/droid-sans>

You don't need to keep this slide in your presentation. It's only here to serve you as a design guide if you need to create new slides or download the fonts to edit the presentation in PowerPoint®